



PURDUE
UNIVERSITY®




Resolutions of Appreciation

Lilly Endowment Inc. College of Health and Human Sciences	\$4.5M
John H. Smith (d. 2019) School of Mechanical Engineering	\$2M
Marshall and Susan Larsen School of Management	\$1M
Agriculture Alumni Seed Improvement Association College of Agriculture	Undisclosed
Jeannie and Jim Chaney University Initiatives	Undisclosed
Judy and Dave Hale University Initiatives	Undisclosed
Anonymous Lyles School of Civil Engineering	Undisclosed
Anonymous Lyles School of Civil Engineering	Undisclosed

Request Approval to name:

- The Chaney-Hale Hall of Science
- The Ag Alumni Seed Controlled Environment Phenotyping Facility
- Patty Jischke Early Care and Education Center (*applied to the new child care facility*)
- Dr. Arthur W. Friedel Lecture Hall (PFW)



Board of Trustees Meeting Topics



FEB: Strategic Initiative Update



APRIL: Affordability



JUNE: Fundraising



AUG: End of Year Report



OCT: Enrollment & Graduation



DEC: Institutional Reputation

Affordable universities have a competitive advantage

“...a global pandemic and fears of a recession along with soaring college costs and record student loan debt will push more students and families to choose local and less-expensive public schools rather than private universities far from home.”

-CNBC / Robert Franek, editor-in-chief of The Princeton Review

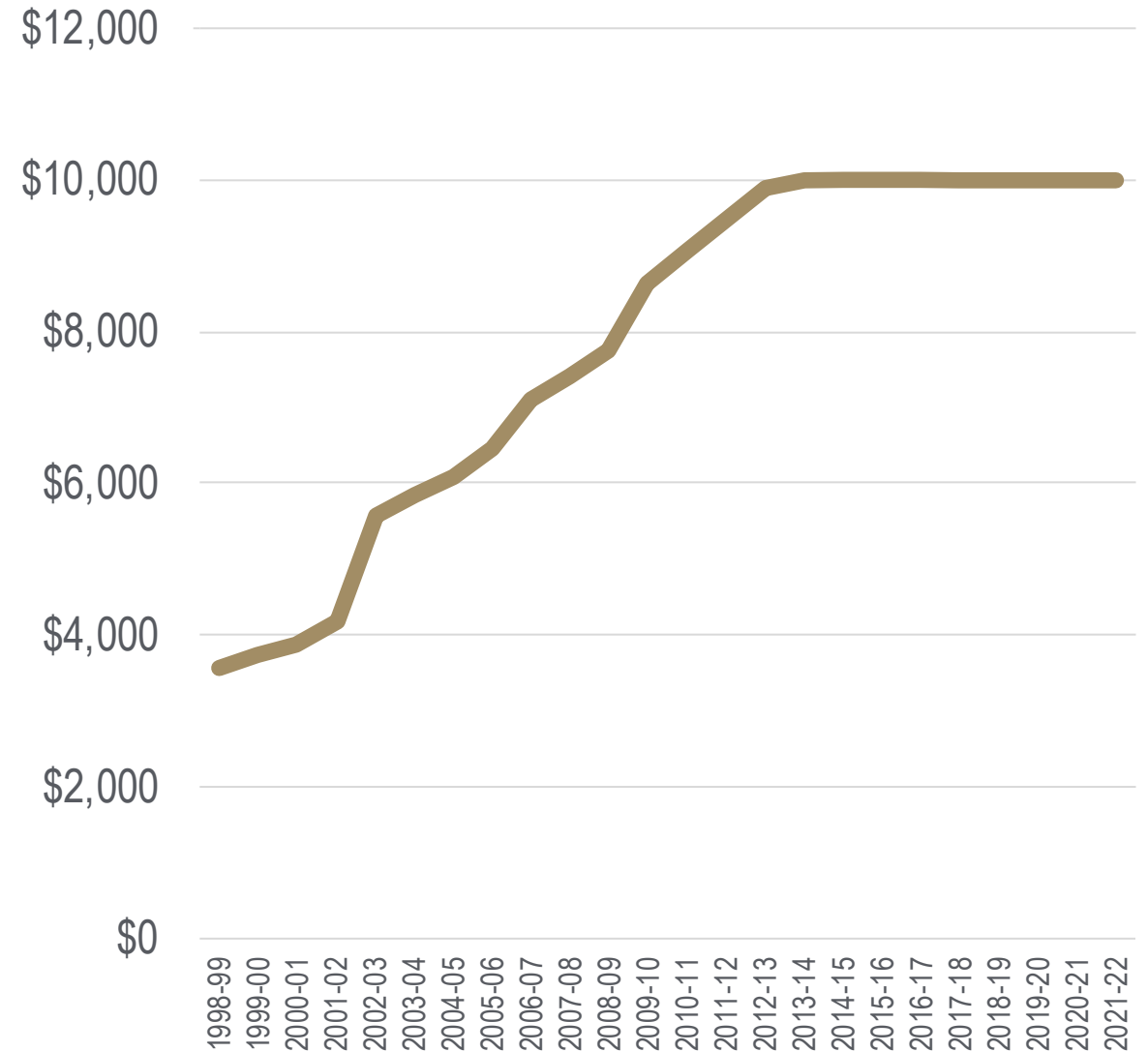
“Heightened by fears of a sharp economic slowdown brought on by the coronavirus outbreak, a majority of students and parents now say affordability and dealing with the debt burden that often goes hand-in-hand with a degree is their top concern...”

-CNBC /The Princeton Review’s 2020 College Hopes & Worries survey

Nine Years with no Tuition Increases

- **7** graduating classes with no tuition increases.
- Today's freshmen were in elementary school when Purdue last announced a tuition hike.
- Indiana residents continue to pay less than **\$10,000** per year in tuition.


TUITION & REQUIRED FEES



Big Ten Tuition & Fee Rates: % Change from 2012-13 to 2019-20

	Resident	Non-Resident
Big Ten Mean	14%	29%
Big Ten High	21% Maryland	78% Minnesota

Based on preliminary IPEDS data. Mean excludes Purdue.



Student Savings

If Purdue had raised prices at the average Big Ten rate from 2013-2020:

	Actual Tuition Rates	Tuition if Rates Raised at Big Ten Average	Annual Difference	Room and Board Rates	Room & Board at Big Ten Average Increase	Annual Difference
Indiana Students	\$9,992	\$11,328	\$1,336	\$10,378	\$12,821	\$2,443
Non-Hoosier U.S. Students	\$28,794	\$36,361	\$7,567	\$10,378	\$12,821	\$2,443

Purdue students & their families would have spent over **\$600 million** more.

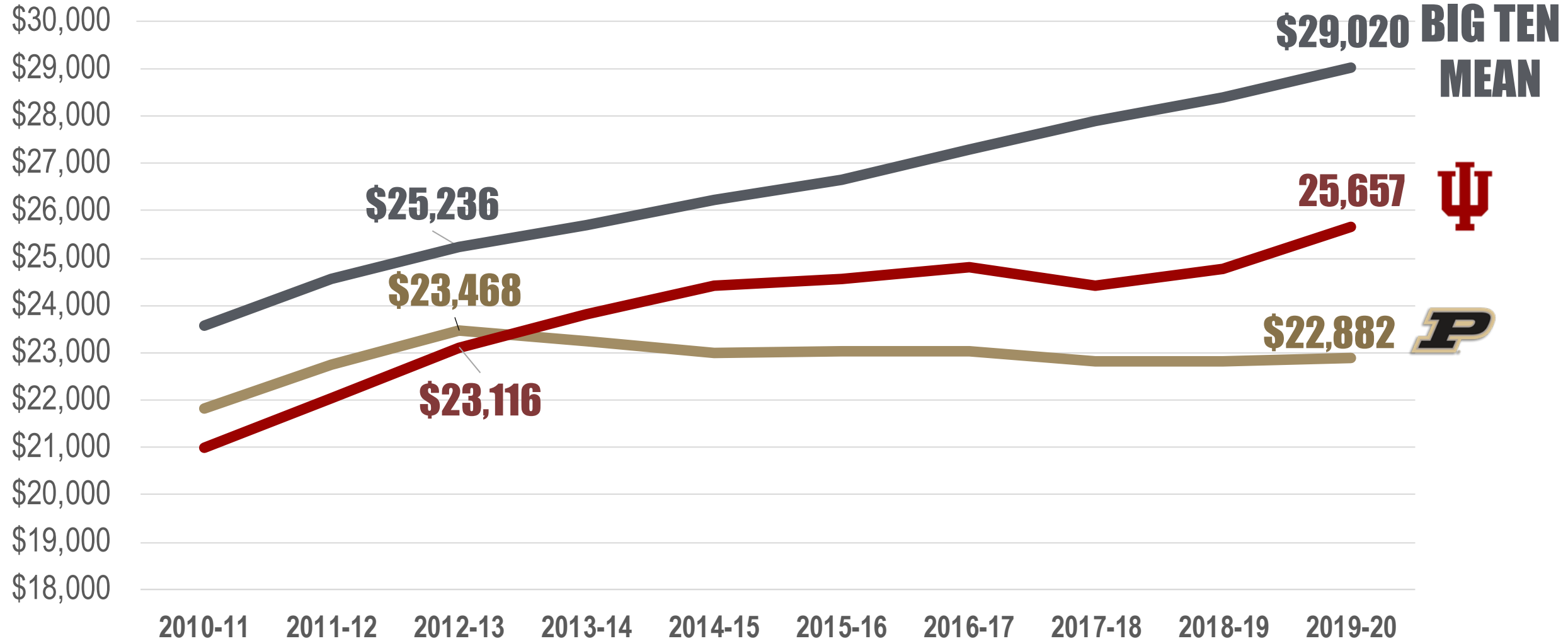
Room & Board Trends

INSTITUTION	CURRENT PREDOMINANT RATE	CHANGE IN RATE SINCE 2012-13
PURDUE	\$ 10,030	\$ (348)
ILLINOIS	\$ 11,480	\$ 1,148
OHIO ST.	\$ 12,748	\$ 1,563
RUTGERS	\$ 13,075	\$ 1,663
MINNESOTA	\$ 10,358	\$ 1,946
IU	\$ 10,830	\$ 1,977
MICHIGAN ST.	\$ 10,522	\$ 2,046
PENN ST.	\$ 11,884	\$ 2,194
IOW	\$ 11,400	\$ 2,230
MICHIGAN	\$ 11,996	\$ 2,244
NEBRASKA	\$ 11,830	\$ 2,708
MARYLAND	\$ 13,315	\$ 3,169
WISCONSIN	\$ 11,558	\$ 3,534
NORTHWESTERN	\$ 17,019	\$ 3,690

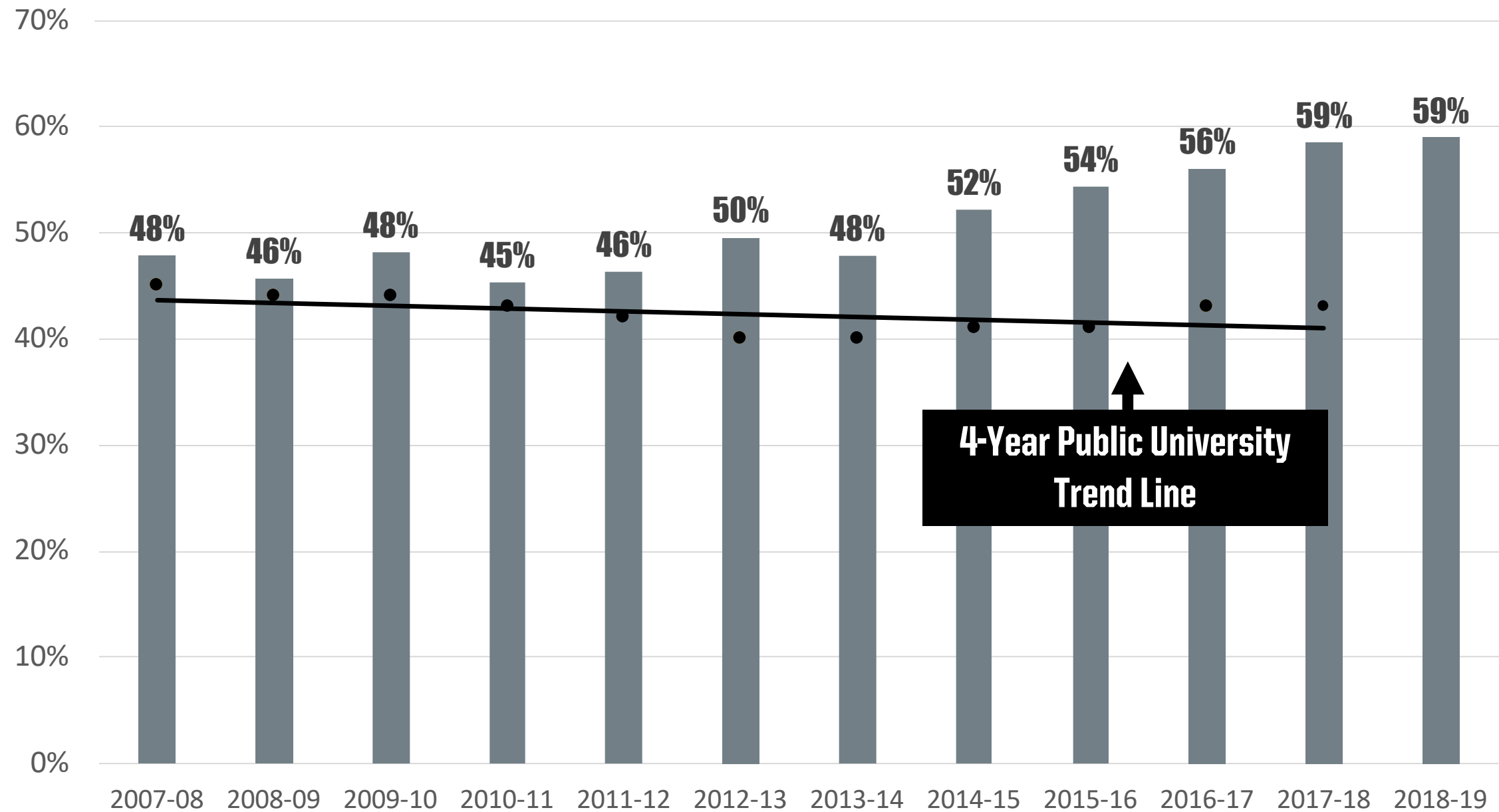
Big Ten Average Change (excluding Purdue): \$2,316 or 24%

Declining Annual Cost Of Attendance

RESIDENT STUDENTS LIVING ON WL CAMPUS

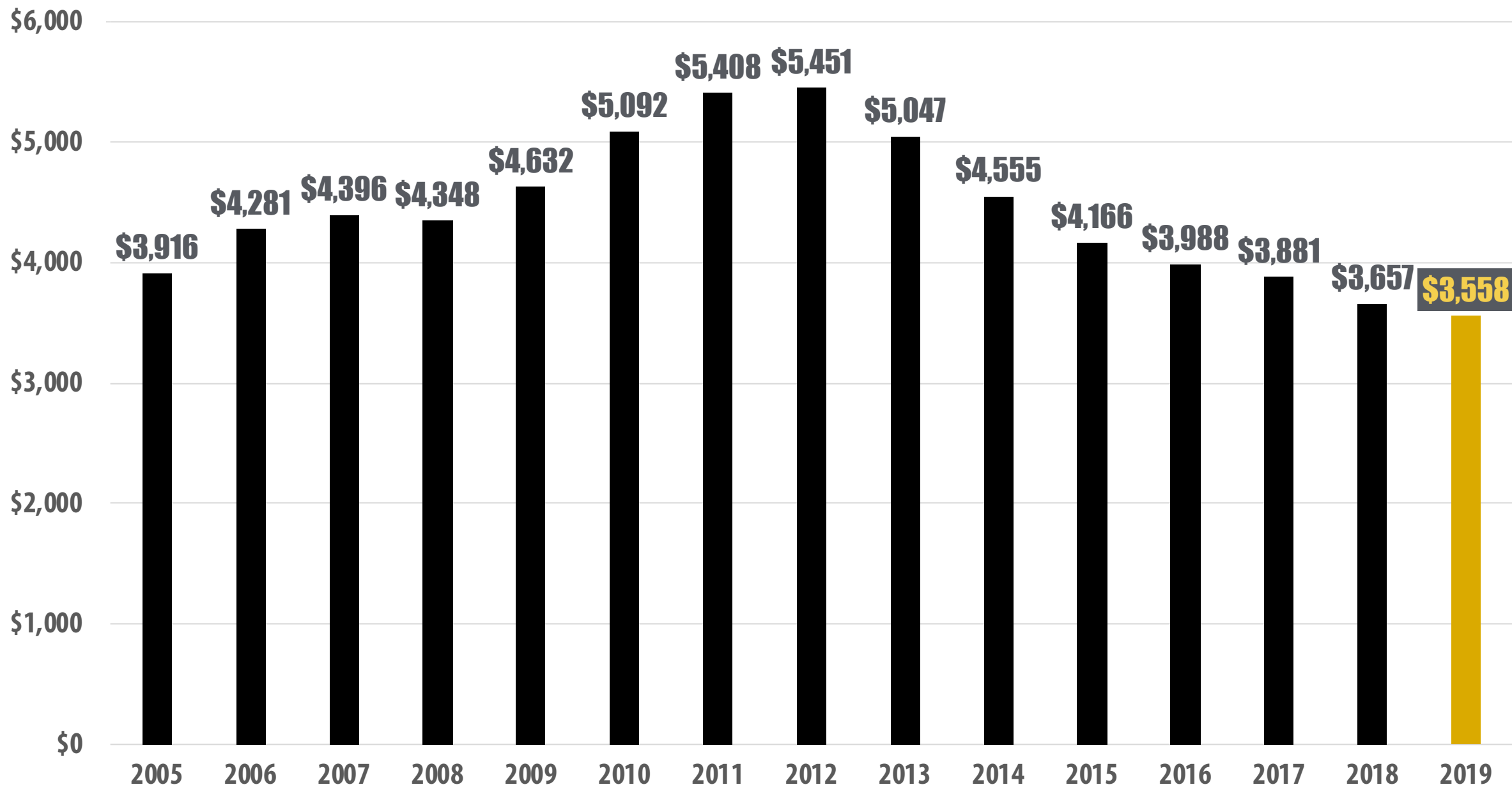


% Graduating Debt Free PURDUE WL UNDERGRADUATES VS. 4-YEAR PUBLIC UNIVERSITIES

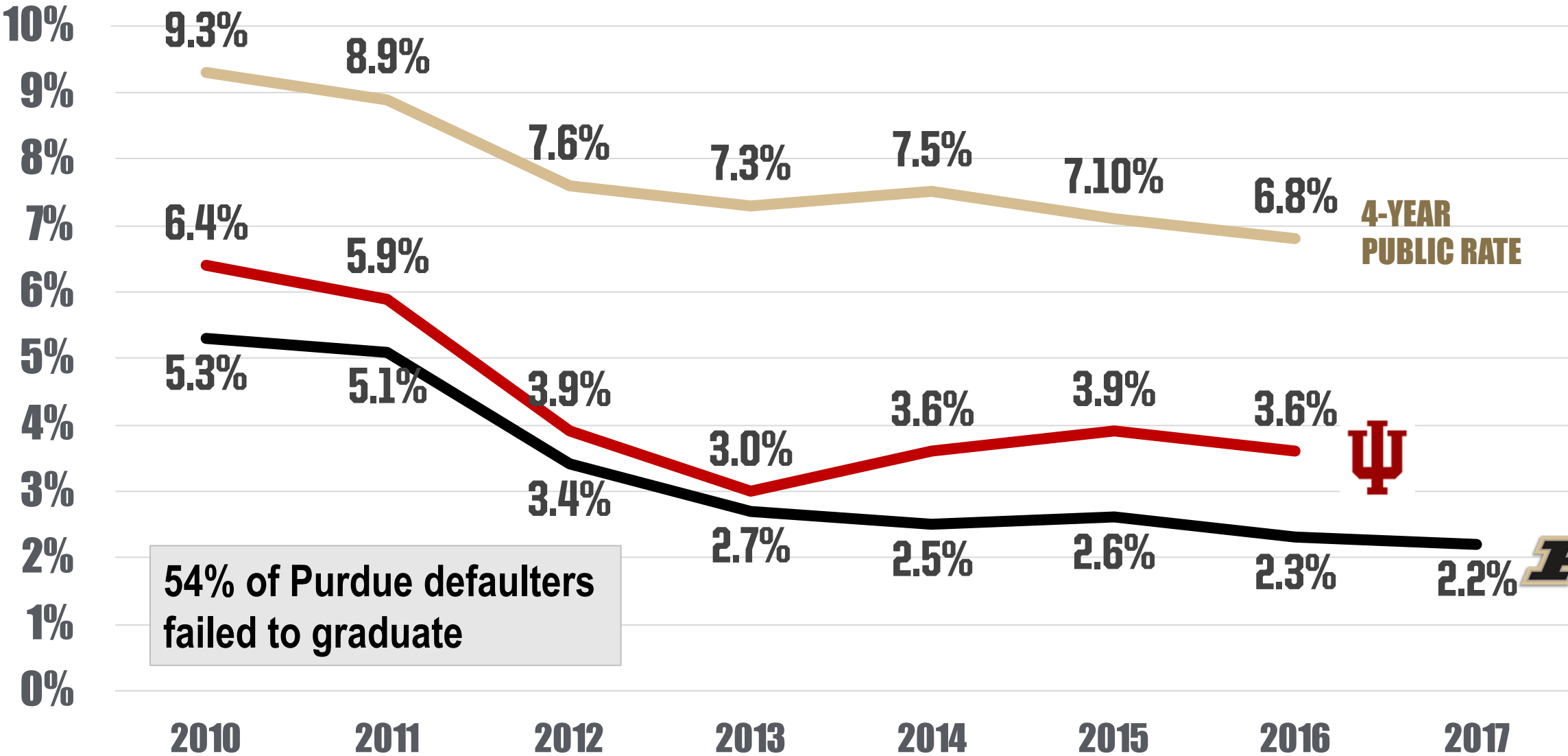


Average Annual Borrowing Per Undergraduate

Not adjusted for inflation



Default Rate: 3-Years After Expected Graduation Year

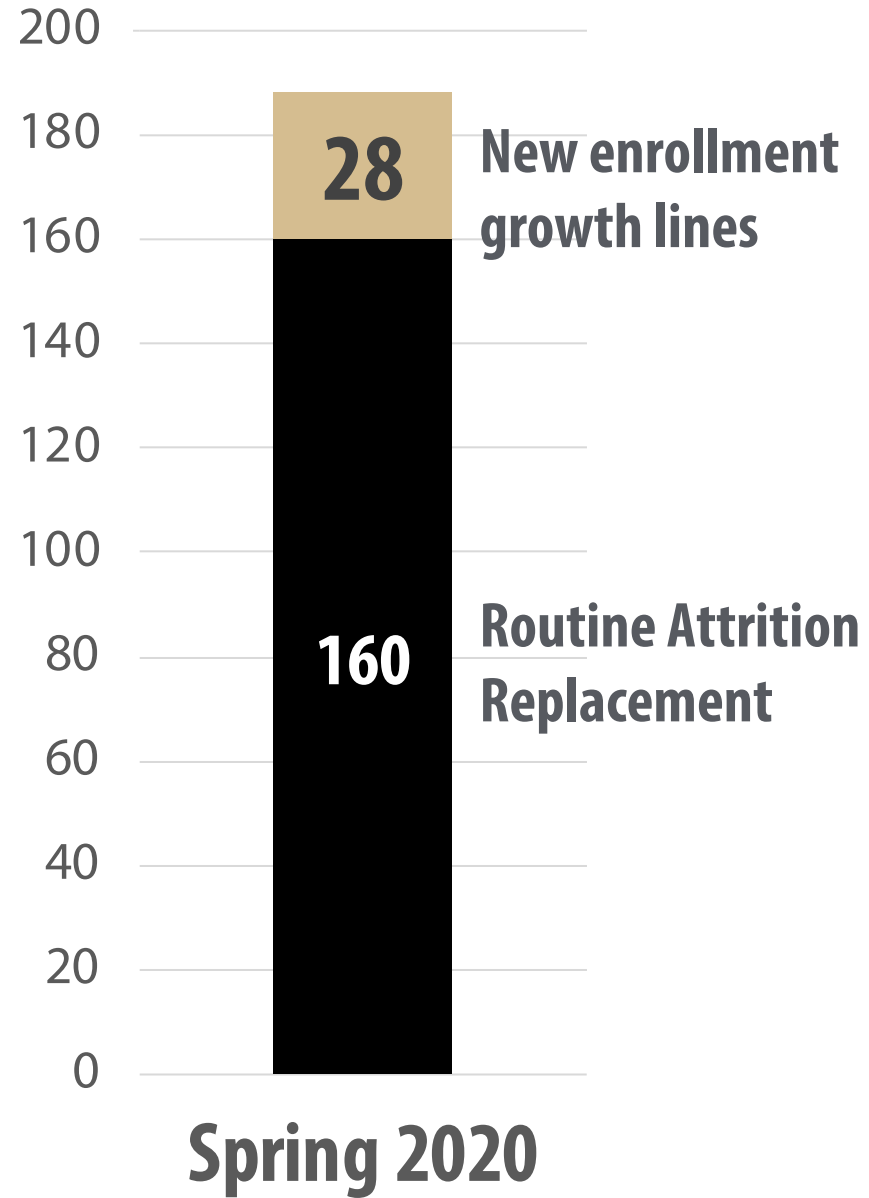


54% of Purdue defaulters failed to graduate

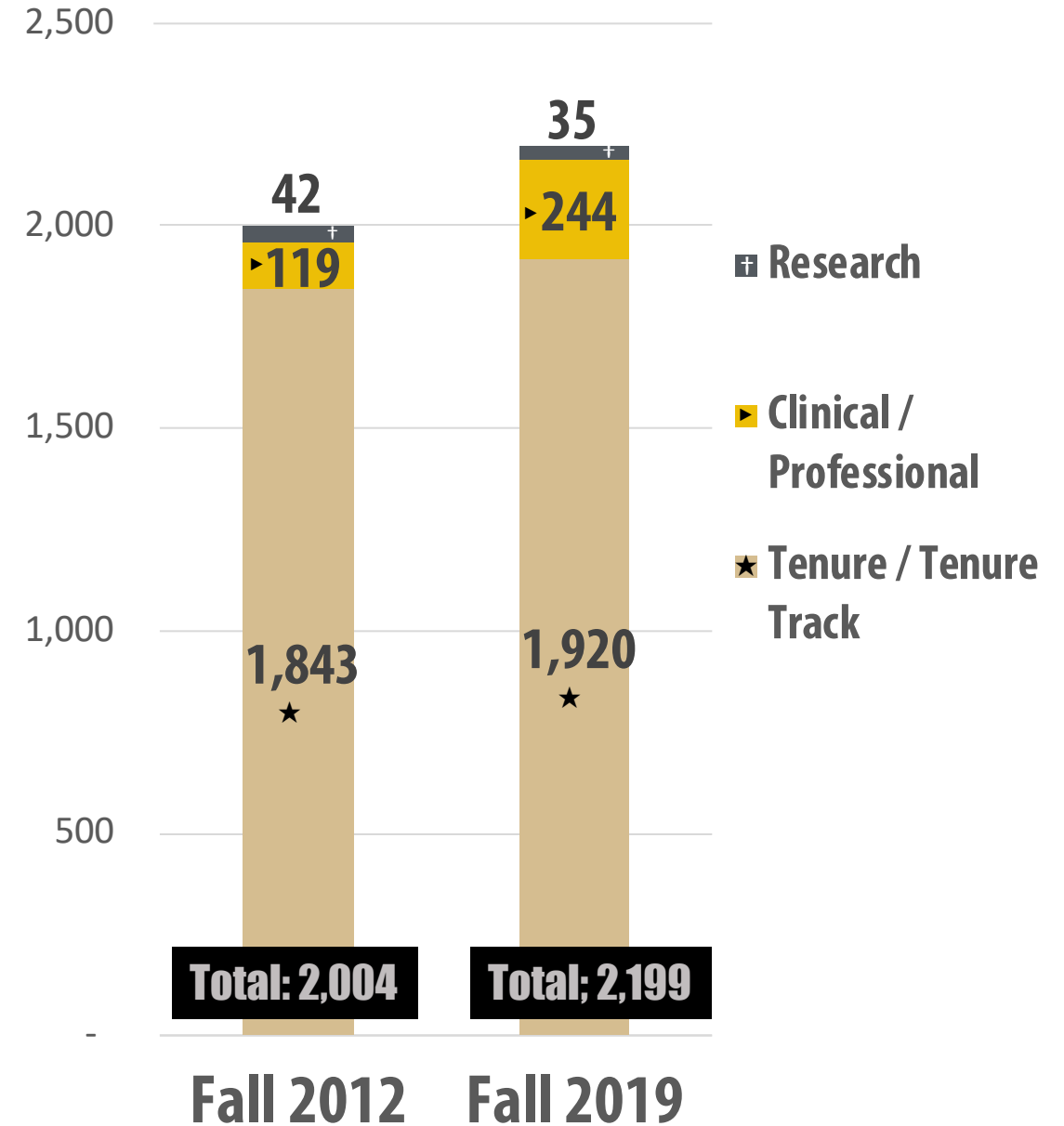

$$\frac{\text{QUALITY}}{\text{COST}} = \text{VALUE}$$

Higher Education at the Highest Proven Value

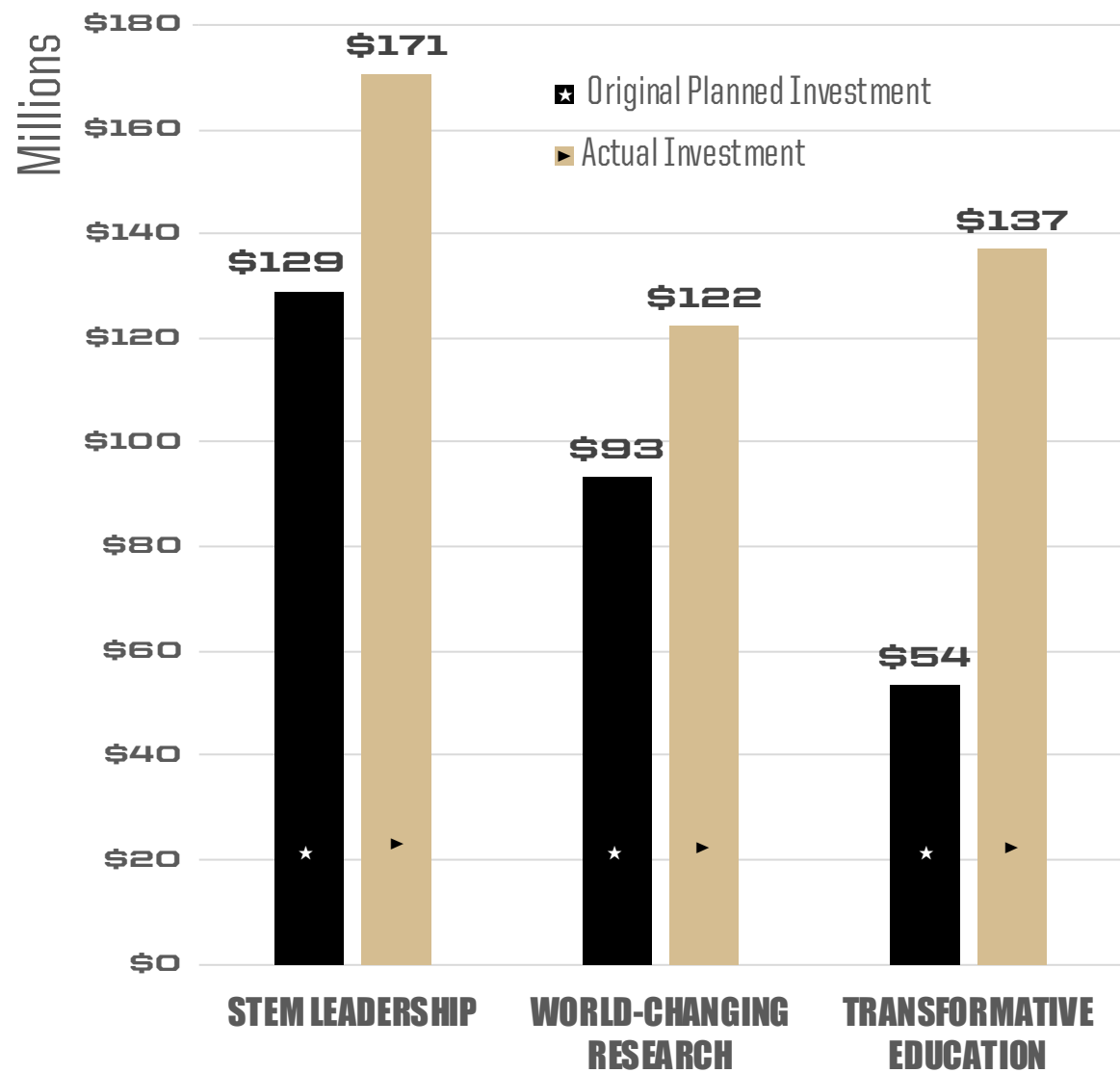
Faculty Searches



Faculty Growth



Purdue Moves: Major Investments in Quality



STEM Leadership		\$170.5M
World-Changing Research		\$122.3M
Transformative Education		\$137M
Major Purdue Moves Investments		\$429.8 M

Purdue COVID-19 Fiscal Response

First Actions

- Pausing pay increases
- Limiting travel
- Limiting facility Repairs & Restoration (R&R) to urgent needs
- Limiting Purchasing
- Hiring Freeze

Winter Recess Extension: Proposed Schedule

DECEMBER 2020 – JANUARY 2021						
SUNDAY	MONDAY	TUESDAY	WEDNESDAY	THURSDAY	FRIDAY	SATURDAY
20	21	22	23	24 Scheduled Holiday	25 Scheduled Holiday	26
27	28 Scheduled Holiday	29 Proposed Holiday	30 Proposed Holiday	31 Proposed Holiday	1 Scheduled Holiday	2
3	4	5	6	7	8	9



PURDUE
UNIVERSITY®

